



Prac-MARENG

PRActical and Communication based MARitime ENGLISH

Co-funded by the
Erasmus+ Programme
of the European Union



Erasmus+

PraC-MARENG Conference

**Innovative Approach on
E-learning and E-assessment**

Msc. Tomaž Gregorič, Spinaker Ltd



E-learning and e-assessment platform

Moodle:

- Widely used in MET
- Students and teachers already know how to use it
- Free Open Source licence
- Supported needed features

Available courses

♥ Practical and Communication based Maritime English



Student accounts

Create new account
&
Log in

To keep the records of each students' learning progress

Practical and Communication Based Maritime English

[Forgotten your username or password?](#)

Cookies must be enabled in your browser ?

☐ Remember username

Is this your first time here?

For full access to this site, you first need to create an account.

E-learning and e-assessment navigation

How to navigate?

- 9 Chapters + 3 Extra sections
- Numerous pages and quizzes

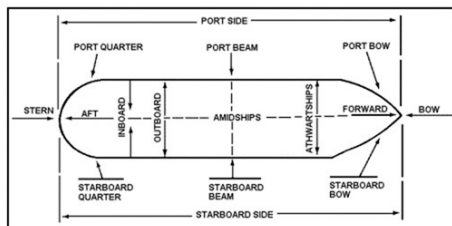
[Dashboard](#) / [My courses](#) / [Prac-MARENG](#) / [1. Ship and other General Maritime Knowledge](#) / [Shipboard Directions and Locations](#)

The front end of the ship is the bow. When you move toward the bow, you are going forward, when the vessel is moving forward, she is going ahead. When facing the bow, the front-right side is the starboard bow and the front-left side is the port bow.

The central or middle area of a ship is amidships. The right centre side is the starboard beam and the left centre side is the port beam.

The rear of a vessel is the stern. When you move in that direction you are going aft, when the ship moves in that direction she is going astern. When looking forward, the right-rear section is called the starboard quarter and the left-rear section is called the port quarter.

The entire right side of a vessel from bow to stern is the starboard side and the left side is the port side. A line, or anything else, running parallel to the longitudinal axis or centreline of the vessel is said to be fore and aft and its counterpart, running from side to side, is athwartships.



← Ship's name and connection port

Jump to...

Main sections, locations and directions
of the ship →

General

1. Ship and other
General Maritime
Knowledge

2. Ranks, roles and
routines of crew
members and other
officers

3. Practical interactions
with fellow crew
members and officers

4. Location and
Purpose of Health and
Safety and Emergency
Equipment

5. NAVIGATION AND
NAUTICAL CHARTS

6. Introduction to
Maritime
Communication
Equipment (VHF Radio,
GMDSS Stations,
Satellite Systems,
Terrestrial Systems)

7. Marine
Correspondence

8. EXTERNAL
COMMUNICATION

9. ON-BOARD
COMMUNICATIONS

Extra. Ship and Medical
Emergencies

Grammar

Scenario Practice Tests

✓ 7. Marine Correspondence

INTRODUCTION

✓ GRAMMAR: Insert prepositions

VOCABULARY ON MARINE
CORRESPONDENCE

✓ VOCABULARY QUIZ

Business Letter Writing

Vocabulary used in letters and
emails

Letters of protest

Sea Protest (Note of Protest)

✓ QUIZ TO REVISE THE WHOLE
SUBUNIT

✓ ASSESSMENT//EVALUATION
QUIZ 1

Internal Ship's Documentation -
GRAMMAR

✓ GRAMMAR QUIZ

Internal Ship's Documentation

✓ ASSESSMENT AND EVALUATION
QUIZ 2

E-assessment - quizzes

Variety of question types are used: Drag and drop, Matching, Multiple choice, Short answer, True/False, Select missing words etc. and their combinations.

[Dashboard](#) / [My courses](#) / [Prac-MARENG](#) / [1. Ship and other General Maritime Knowledge](#) / [Practise your Maritime English Vocabulary](#)

Question **2**

Not complete

Marked out of 1

🚩 Flag question

Arrange the sentences in each paragraph so that the paragraph is logical.

Passenger car ferry

☐ An example is the Serenade that has accommodation for more than 2500 people and 450 cars and a service speed of 21 knots.

☐ This kind of ship carries passengers as well as cars and buses.

☐ She features a ballroom big enough to hold 650 guests, a five-storey atrium running three-quarters length of the ship, swimming pools and a 'show lounge', as well as the normal run of restaurants, discotheques and shops.

1. 2. 3.

Check

Quiz navigation

1

2

3

4

5

6

7

8

9

10

[Finish attempt ...](#)

Previous page

Next page

Searching pages and quizzes

Student can find relevant resources based on:

- Type of ship (Bulk carriers)
- Position (Deck Crew)
- Level (CEFR) (Elementary...)
- Language skill (Grammar...)

and any of above combinations.

Selected Tags: Officers/Deck Cadets, Intermediate (B1/B2), Listening

ACTIVITIES AND RESOURCES

- Scenario 2
Practical and Communication based Maritime English
- Scenario 4
Practical and Communication based Maritime English
- Scenario 5
Practical and Communication based Maritime English
- LISTENING
Practical and Communication based Maritime English
- LISTENING
Practical and Communication based Maritime English
- Damage control activities (LISTENING)
Practical and Communication based Maritime English
- Conversation between the Shipping Agent (SA) and the Deck Cadet (DC)
Practical and Communication based Maritime English
- LISTENING 5 Quiz
Practical and Communication based Maritime English
- LISTENING 6 Quiz
Practical and Communication based Maritime English
- LISTENING 7 Quiz
Practical and Communication based Maritime English
- LISTENING 8 Quiz
Practical and Communication based Maritime English
- LISTENING 1 QUIZ Handling over the watch
Practical and Communication based Maritime English

Tag Search

Tag 1

Tag 2

Tag 3





- Select--
- Container ships
- Bulk carriers
- Tanker ships
- Masters/Chief Officers
- Officers/Deck Cadets
- Intermediate (B1/B2)
- Advanced (C1/C2)
- Elementary (A1/A2)
- Passenger ships
- Special purpose ships
- Chief Engineer/Second Engineer
- Third Engineer/Engine Cadet
- Offshore ships
- Grammar
- Reading**
- Deck Crew
- Engine Crew
- Vocabulary
- Speaking

E-learning and e-assessment progress




- A tick next to an activity name is used to indicate when the activity is complete.
- A tick appears automatically when the student has completed the activity.

1. Ship and other General Maritime Knowledge

MAIN SECTIONS OF A SHIP (VOCABULARY)

 Definition of a ship	<input checked="" type="checkbox"/>
 Main sections of a ship	<input checked="" type="checkbox"/>
 Ship's name and connection port	<input checked="" type="checkbox"/>
 Shipboard Directions and Locations	<input type="checkbox"/>

SHIP STRUCTURE AND DIMENSIONS (VOCABULARY)

 Main sections, locations and directions of the ship	<input type="checkbox"/>
 Main deck	<input checked="" type="checkbox"/>
 Deck	<input type="checkbox"/>

Prac-MARENG certificate of completion

Students get it after completing all activities.



THANK YOU!



info@prac-mareng.com



Co-funded by the
Erasmus+ Programme
of the European Union

This project has been funded with support from the European Commission. The author is solely responsible for this publication (communication) and the Commission accepts no responsibility for any use may be made of the information contained therein.